



****Warning, do not allow dirt to enter the hose during installation;**
it may damage the fuel pump**


1. Remove the outlet line from the fuel filter and remove the factory hose clamp from the rubber line.




2. Connect the hose supplied with fitting and the hose clamps that are supplied.




3. Loop the hose around and back to outlet on the fuel filter using the hose clamp supplied. Then install the box half to the firewall with the screws that are supplied using a



4. Slide outer box in until seated. Be careful not to get fingers between the box halves.



5. 2004 & 2005 Duramax cell location.



6. Slowly push up and down on cap on top of fuel filter housing until it gets hard to push. This pressure up fuel system. Start engine and check for leaks.

Manufacturer's 90-day 100% satisfaction money back guarantee
Manufacturer's 5 year limited warranty!